

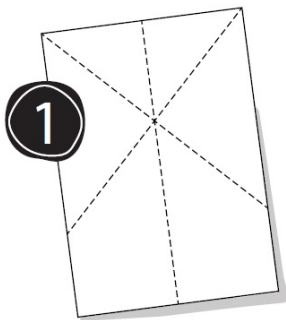
PAPER PLANES



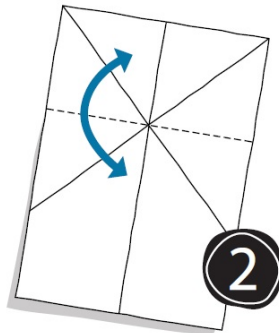
THE RAPTOR

LEVEL: SKILLED ★★☆☆

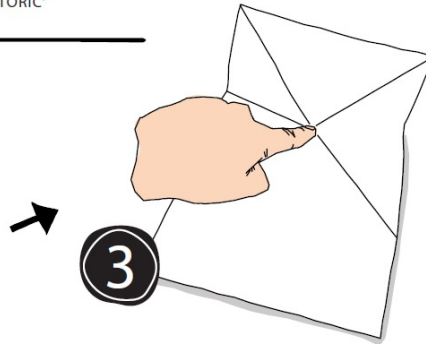
INSPIRED BY THE 'PREHISTORIC'



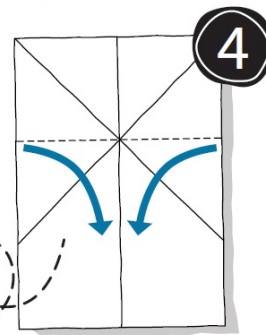
1
Fold creases
then flip



2
Fold crease, unfold,
then flip back

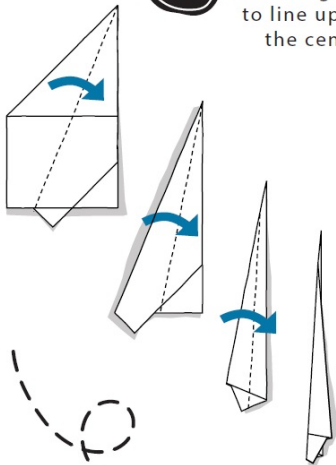


3
Pop the paper by touching
the middle of the
intersecting creases

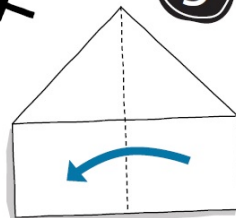


4

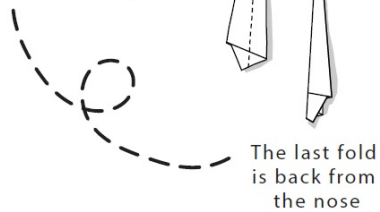
6
Fold wings down
to line up with
the centre



5

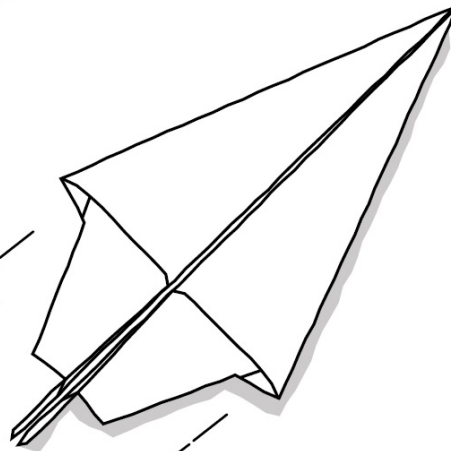
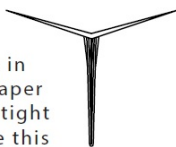


Fold in half



The last fold
is back from
the nose

Held tight in
a vise the paper
should hold tight
together like this



HURR..AAHHHH DONE!



IN CINEMAS OCTOBER 23RD

© LIONSGATE UK LIMITED. ALL RIGHTS RESERVED.